

Kingbright®

2.5x5mm RECTANGULAR SOLID LED LAMPS

L-513H BRIGHT RED	L-513E ORANGE
L-513I HIGH EFFICIENCY RED	L-513G GREEN
L-513Y YELLOW	L-513SG SUPER BRIGHT GREEN

Features

- LOW POWER CONSUMPTION.
- RELIABLE AND RUGGED.
- EXCELLENT UNIFORMITY OF LIGHT OUTPUT.
- SUITABLE FOR LEVEL INDICATOR.
- I.C. COMPATIBLE.
- LONG LIFE - SOLID STATE RELIABILITY.

Description

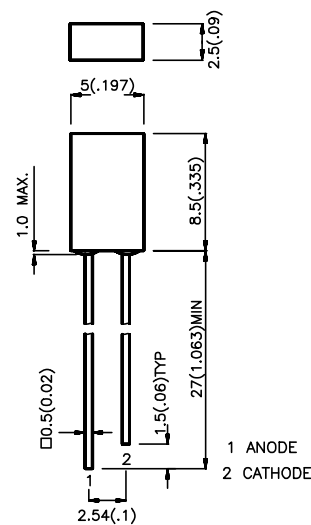
The Bright Red source color devices are made with Gallium Phosphide Red Light Emitting Diode.

The Green and Super Bright Green source color devices are made with Gallium Phosphide Green Light Emitting Diode.

The High Efficiency Red and Orange source color devices are made with Gallium Arsenide Phosphide on Gallium Phosphide Orange Light Emitting Diode.

The Yellow source color devices are made with Gallium Arsenide Phosphide on Gallium Phosphide Yellow Light Emitting Diode.

Package Dimensions



- Notes:
1. All dimensions are in millimeters (inches).
 2. Tolerance is $\pm 0.25(0.01)$ unless otherwise noted.
 3. Lead spacing is measured where the lead emerge package.
 4. Specifications are subjected to change without notice.

Selection Guide

Part No.	Dice	Lens Type	Iv (mcd) @ 10 mA *20mA		Viewing Angle 2 θ 1/2
			Min.	Max.	
L-513HDT	BRIGHT RED (GaP)	RED DIFFUSED	0.5	2	110°
L-513IDT	HIGH EFFICIENCY RED (GaAsP/GaP)	RED DIFFUSED	3.2	12.5	110°
L-513EDT	ORANGE (GaAsP/GaP)	ORANGE DIFFUSED	3.2	12.5	110°
L-513GDT	GREEN (GaP)	GREEN DIFFUSED	2	8	110°
L-513YDT	YELLOW (GaAsP/GaP)	YELLOW DIFFUSED	2	8	110°
L-513SGDT	SUPER BRIGHT GREEN (GaP)	GREEN DIFFUSED	*8	*12.5	110°

- Notes:
1. θ 1/2 is the angle from optical centerline where the luminous intensity is 1/2 the optical centerline value.
 2. * Luminous intensity with asterisk is measured at 20mA.

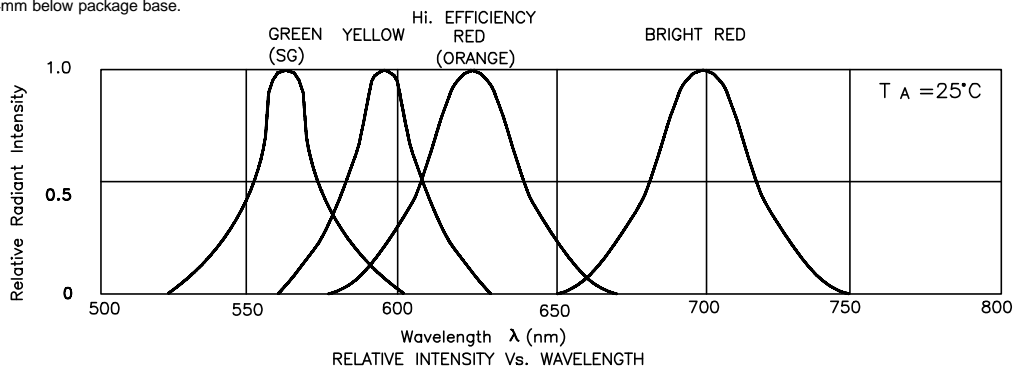
Electrical / Optical Characteristics at T_A=25 °C

Symbol	Parameter	Device	Typ.	Max.	Units	Test Conditions
λ_{peak}	Peak Wavelength	Bright Red High Efficiency Red Orange Green Yellow Super Bright Red	700 625 625 565 590 660		nm	IF=20mA
$\Delta\lambda_{1/2}$	Spectral Line Halfwidth	Bright Red High Efficiency Red Orange Green Yellow Super Bright Red	45 45 45 30 35 20		nm	IF=20mA
C	Capacitance	Bright Red High Efficiency Red Orange Green Yellow Super Bright Red	40 12 12 45 10 95		pF	VF=0V;f=1MHz
V _F	Forward Voltage	Bright Red High Efficiency Red Orange Green Yellow Super Bright Red	2.0 2.0 2.0 2.2 2.1 1.85	2.5 2.5 2.5 2.5 2.5 2.5	V	IF=20mA
I _R	Reverse Current	All	10		uA	VR = 5V

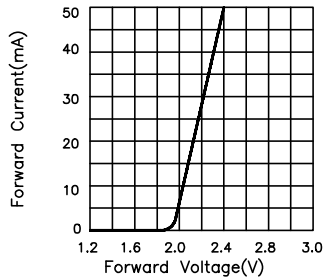
Absolute Maximum Ratings at T_A=25 °C

Parameter	Bright Red	High Efficiency Red	Orange	Green	Yellow	Super Bright Red	Units
Power dissipation	120	105	105	105	105	100	mW
DC Forward Current	25	30	30	25	30	30	mA
Peak Forward Current [1]	150	150	150	150	150	150	mA
Reverse Voltage	5	5	5	5	5	5	V
Operating/Storage Temperature	-40 °C To +85 °C						
Lead Soldering Temperature [2]	260 °C For 5 Seconds						

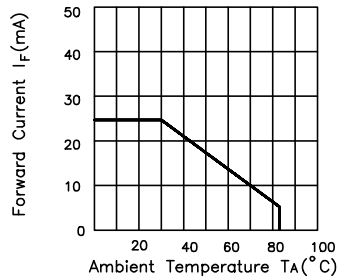
Notes:
 1. 1/10 Duty Cycle, 0.1ms Pulse Width.
 2. 4mm below package base.



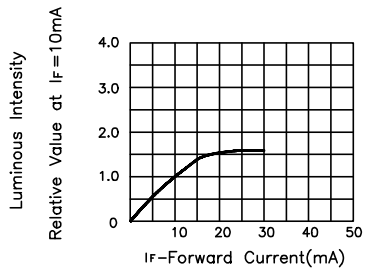
Bright Red L-513HDT



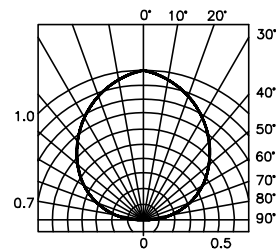
FORWARD CURRENT Vs. FORWARD VOLTAGE



FORWARD CURRENT DERATING CURVE

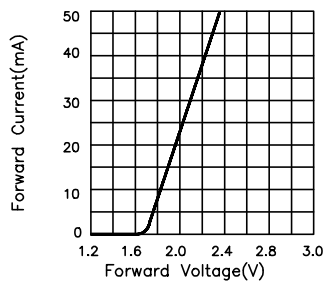


LUMINOUS INTENSITY Vs. FORWARD CURRENT

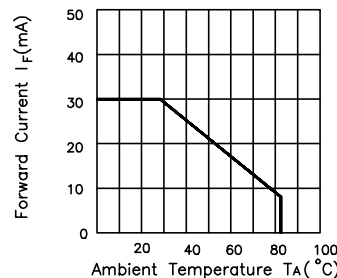


SPATIAL DISTRIBUTION

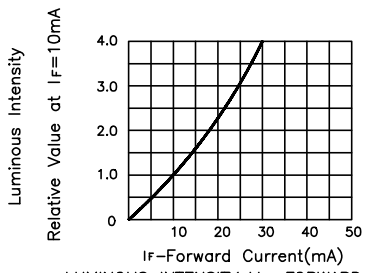
High Efficiency Red L-513IDT Orange L-513EDT



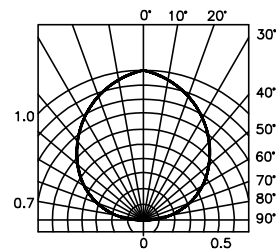
FORWARD CURRENT Vs. FORWARD VOLTAGE



FORWARD CURRENT DERATING CURVE

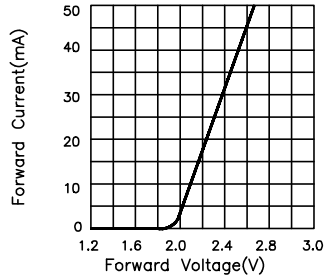


LUMINOUS INTENSITY Vs. FORWARD CURRENT

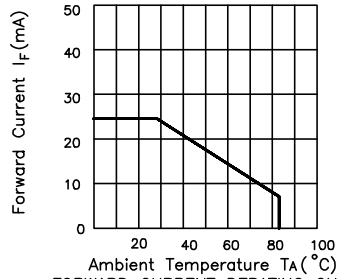


SPATIAL DISTRIBUTION

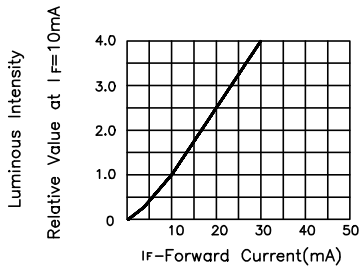
Green L-513GDT



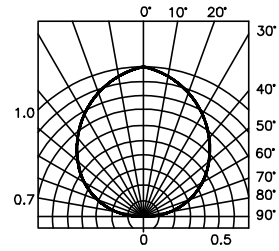
FORWARD CURRENT Vs. FORWARD VOLTAGE



FORWARD CURRENT DERATING CURVE

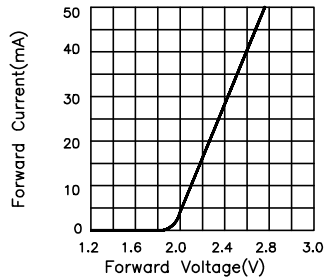


LUMINOUS INTENSITY Vs. FORWARD CURRENT

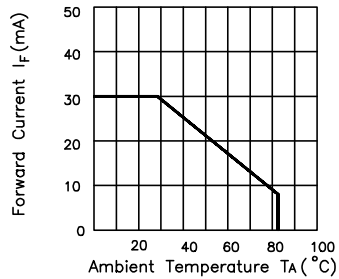


SPATIAL DISTRIBUTION

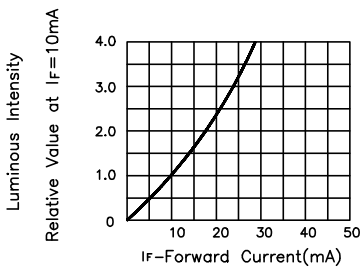
Yellow L-513YDT



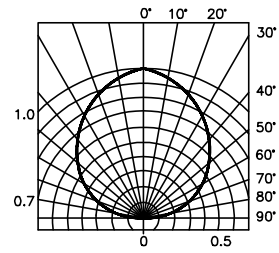
FORWARD CURRENT Vs. FORWARD VOLTAGE



FORWARD CURRENT DERATING CURVE

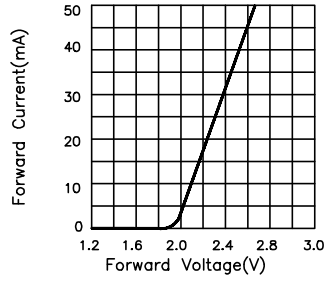


LUMINOUS INTENSITY Vs. FORWARD CURRENT

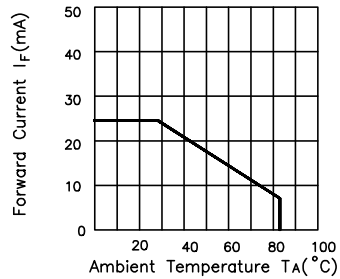


SPATIAL DISTRIBUTION

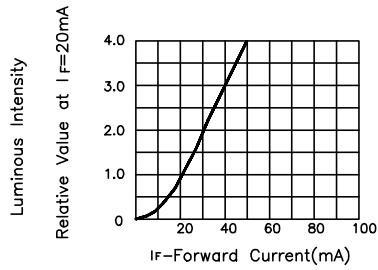
Super Bright Green L-513SGDT



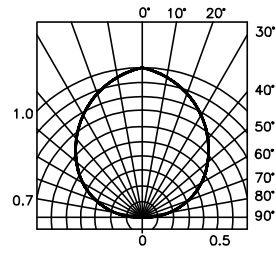
FORWARD CURRENT Vs. FORWARD VOLTAGE



FORWARD CURRENT DERATING CURVE



LUMINOUS INTENSITY Vs. FORWARD CURRENT



SPATIAL DISTRIBUTION